Human IgG1 Fc protein (Recombinant) (No-Tag) (STJP019517)

GENERAL INFORMATION

Product Type	Proteins
Applications	SDS-PAGE/Bioactivity
Host / Source	HEK293 Cells

PRODUCT PROPERTIES

Concentration	1 mg/mL
Formulation	Liquid in phosphate-Buffered Saline (pH 7.4) containing 10% Glycerol
Molecular Weight	25.9kDa
Storage Instruction	For short term storage, keep at +2C to +8C for up to 1 week. For long term storage, aliquot and store at-20C, and avoid repeat freeze-thaw cycles.

TARGET INFORMATION

Gene Symbol	IGHG1Uniprot ID=IGHG1_HUMAN"
Immunogen Region	100-330aa
Immunogen Sequence	PKSCDKTHTC PPCPAPELLG GPSVFLFPPK PKDTLMISRT PEVTCVVVDV SHEDPEVKFN WYVDGVEVHN AKTKPREEQY NSTYRVVSVL TVLHQDWLNG KEYKCKVSNK ALPAPIEKTI SKAKGQPREP QVYTLPPSRD ELTKNQVSLT CLVKGFYPSD IAVEWESNGQ PENNYKTTPP VLDSDGSFFL YSKLTVDKSR WQQGNVFSCS VMHEALHNHY TQKSLSLS

ADDITIONAL INFORMATION

Note	STRICTLY FOR FURTHER SCIENTIFIC RESEARCH USE ONLY (RUO). MUST NOT TO BE USED IN DIAGNOSTIC OR THERAPEUTIC APPLICATIONS.

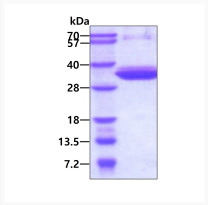

SDS-PAGE of recombinant human IgG1 Fc protein under reducing conditions with Coomassie blue staining

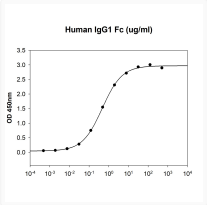

Human IgG1 Fc protein binding to Fc gamma RIIIA CD16a receptor showing ED50 activity assay

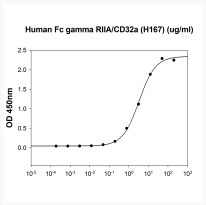

Human IgG1 Fc protein ELISA showing binding to Fc gamma RIIA CD32a receptor

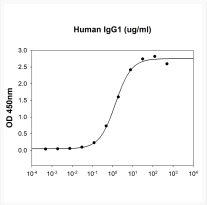

Human IgG1 Fc protein binding to Fc gamma RIIIA CD16a receptor ED50 ≤4 μg ml