

Human FGFR1 alpha (IIIc) protein (Recombinant) (C-His-Avi) {Biotin} (STJP001740)

GENERAL INFORMATION

Product Type	Proteins
Host / Source	HEK293

PRODUCT PROPERTIES

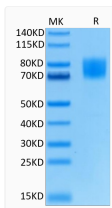
Formulation	Lyophilised from 0.2 μ m filtered PBS solution pH7.4.
Molecular Weight	Recombinant Human FGFR1 alpha (IIIc) is a protein consisting of amino acid residues [Arg22-Glu374]. The protein has a predicted MW of 42 kDa. Due to glycosylation, the protein migrates to 68-80 kDa based on Tris-BisPAGE result..
Storage Instruction	The lyophilized protein is stable for at least 1 year from date of receipt at -20°C.

TARGET INFORMATION

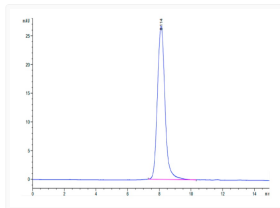
Immunogen Region	Arg22-Glu374
------------------	--------------

ADDITIONAL INFORMATION

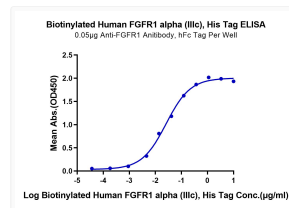
Note **STRICTLY FOR FURTHER RESEARCH USE ONLY (RUO). MUST NOT TO BE USED IN DIAGNOSTIC OR THERAPEUTIC APPLICATIONS.**



Biotinylated Human FGFR1 alpha (IIIc) on Tris-Bis PAGE under reduced condition. The purity is greater than 95%.



The purity of Biotinylated Human FGFR1 alpha (IIIc) is greater than 95% as determined by SEC-HPLC.



Immobilized Anti-FGFR1 Antibody, hFc Tag at 0.5 μ g/ml (100 μ g/ml) on the plate. Dose response curve for Biotinylated Human FGFR1 alpha (IIIc), His Tag with the EC50 of 25.9 ng/ml determined by ELISA.