

Human CD3E&CD3G/CD3 epsilon&CD3 gamma protein (Recombinant) (C-hFc-Avi) {Biotin} (STJP001701)

GENERAL INFORMATION

Product Type	Proteins
Host / Source	HEK293

PRODUCT PROPERTIES

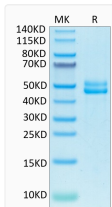
Formulation	Lyophilised from 0.2 μ m filtered PBS solution pH7.4.
Molecular Weight	Recombinant Human CD3E&CD3G/CD3 epsilon&CD3 gamma is a protein consisting of amino acid residues [Asp23-Asp126 (CD3E) & Gln23-Ser116 (CD3G)], The protein has a predicted MW of 40 kDa (CD3E) and 36.5 kDa (CD3G). Due to glycosylation, the protein migr
Storage Instruction	The lyophilized protein is stable for at least 1 year from date of receipt at -20°C.

TARGET INFORMATION

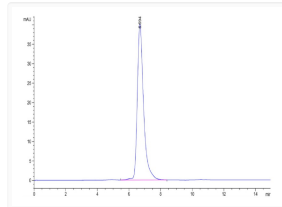
Gene ID	916
Gene Symbol	CD3E
UniProt ID	CD3E_HUMAN
Immunogen Region	Asp23-Asp126 (CD3E) & Gln23-Ser116 (CD3G)

ADDITIONAL INFORMATION

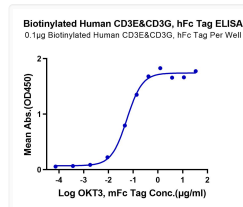
Note STRICTLY FOR FURTHER RESEARCH USE ONLY (RUO). MUST NOT TO BE USED IN DIAGNOSTIC OR THERAPEUTIC APPLICATIONS.



Biotinylated CD3E&CD3G on Tris-Bis PAGE under reduced condition. The purity is greater than 95%.



The purity of Biotinylated Human CD3E&CD3G is greater than 95% as determined by SEC-HPLC.



Immobilized Biotinylated Human CD3E&CD3G, hFc Tag at 1 μ g/ml (100 μ g I/Well) on streptavidin (5 μ g/ml) precoated plate. Dose response curve for OKT3, mFc Tag with the EC50 of 55. 2ng/ml determined by ELISA.