Anti-AGXT antibody (330-392aa) [AT2T4] (STJA0041953)

GENERAL INFORMATION

Product Type	Primary antibodies
Applications	ELISA/WB/ICC/IF/FACS
Host / Source	Mouse
Reactivity	Human

PRODUCT PROPERTIES

Clonality	Monoclonal
Concentration	1 mg/mL
Conjugation	Unconjugated
Purification	By protein-A affinity chromatography
Formulation	Liquid in phosphate-Buffered Saline (pH 7.4) with 0.02% Sodium Azide, 10% Glycerol
Isotype	IgG2bk
Storage Instruction	For short term storage, keep at +2C to +8C for up to 1 week. For long term storage, aliquot and store at-20C, and avoid repeat freeze-thaw cycles.

TARGET INFORMATION

Gene ID	189
Gene Symbol	AGXT
UniProt ID	AGT1_HUMAN
Immunogen Region	330-392aa

ADDITIONAL INFORMATION

Note	STRICTLY FOR FURTHER SCIENTIFIC RESEARCH USE ONLY (RUO). MUST NOT TO BE USED IN DIAGNOSTIC OR THERAPEUTIC APPLICATIONS.

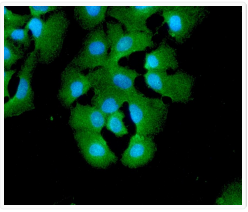

ICC IF of AGXT in Hep3B cells stained with STJA0041953 antibody

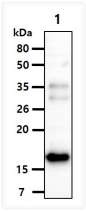

Western blot of recombinant human AGXT protein probed with anti-human AGXT antibody

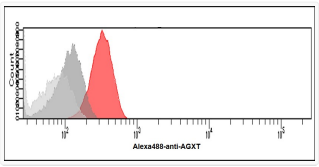

Flow cytometry of AGXT in HeLa cells using STJA0041953 antibody with Alexa Fluor 488 detection