

Anti-RAB7A antibody (1-207aa) [AT10E4] (STJA0041844)

GENERAL INFORMATION

Product Type	Primary antibodies
Applications	ELISA/WB/ICC/IF/FACS
Host / Source	Mouse
Reactivity	Human

PRODUCT PROPERTIES

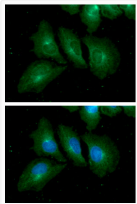
Clonality	Monoclonal
Concentration	1 mg/mL
Conjugation	Unconjugated
Purification	By protein-A affinity chromatography
Formulation	Liquid in phosphate-Buffered Saline (pH 7.4) with 0.02% Sodium Azide, 10% Glycerol
Isotype	IgG2ak
Storage Instruction	For short term storage, keep at +2C to +8C for up to 1 week. For long term storage, aliquot and store at -20C, and avoid repeat freeze-thaw cycles.

TARGET INFORMATION

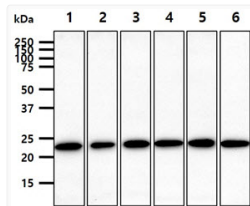
Gene ID	7879
Gene Symbol	RAB7A
UniProt ID	RAB7A_HUMAN
Immunogen Region	1-207aa

ADDITIONAL INFORMATION

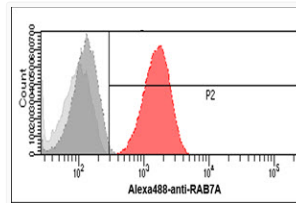
Note STRICTLY FOR FURTHER SCIENTIFIC RESEARCH USE ONLY (RUO). MUST NOT TO BE USED IN DIAGNOSTIC OR THERAPEUTIC APPLICATIONS.



ICC IF of RAB7A in HeLa cells with Alexa Fluor 488 and DAPI staining



Western blot of human RAB7A antibody in multiple cell lysates



Flow cytometry of RAB7A in HeLa cells using STJA0041844 antibody with Alexa Fluor 488 secondary