

## Anti-Thioredoxin Reductase 1/TRXR1 antibody (161-647aa) [AT30F1] (STJA0041825)

### GENERAL INFORMATION

Product Type	Primary antibodies
Applications	ELISA/WB/ICC/IF
Host / Source	Mouse
Reactivity	Human

### PRODUCT PROPERTIES

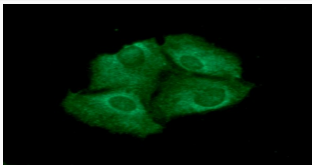
Clonality	Monoclonal
Concentration	1 mg/mL
Conjugation	Unconjugated
Purification	By protein-A affinity chromatography
Formulation	Liquid in phosphate-Buffered Saline (pH 7.4) with 0.02% Sodium Azide, 10% Glycerol
Isotype	IgG2bk
Storage Instruction	For short term storage, keep at +2C to +8C for up to 1 week. For long term storage, aliquot and store at -20C, and avoid repeat freeze-thaw cycles.

### TARGET INFORMATION

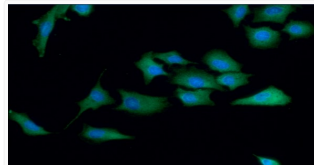
Gene ID	<a href="#">7296</a>
Gene Symbol	<a href="#">TXNRD1</a>
UniProt ID	<a href="#">TRXR1_HUMAN</a>
Immunogen Region	161-647aa

### ADDITIONAL INFORMATION

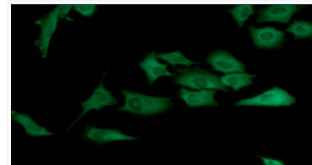
Note STRICTLY FOR FURTHER SCIENTIFIC RESEARCH USE ONLY (RUO). MUST NOT TO BE USED IN DIAGNOSTIC OR THERAPEUTIC APPLICATIONS.



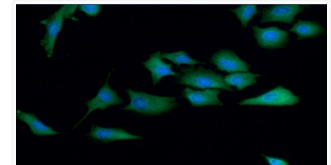
ICC IF of TXNRD1 in Hep3B cells with DAPI and Alexa Fluor 488 staining



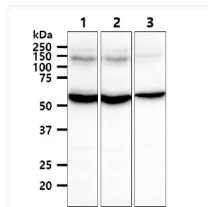
Western blot of Human Thioredoxin Reductase 1 TRXR1 antibody STJA0041825



ICC IF of TXNRD1 in A549 cells with DAPI and anti-TXNRD1 antibody



Western blot of Human Thioredoxin Reductase 1 TRXR1 antibody STJA0041825



Western blot of human TRXR1 in HeLa A549 and PC3 cell lysates