

## Anti-IMP3 antibody (1-184aa) [AT32E9] (STJA0041811)

### GENERAL INFORMATION

Product Type	Primary antibodies
Applications	ELISA/WB/ICC/IF
Host / Source	Mouse
Reactivity	Human

### PRODUCT PROPERTIES

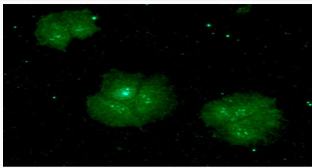
Clonality	Monoclonal
Concentration	1 mg/mL
Conjugation	Unconjugated
Purification	By protein-A affinity chromatography
Formulation	Liquid in phosphate-Buffered Saline (pH 7.4) with 0.02% Sodium Azide, 10% Glycerol
Isotype	IgG1k
Storage Instruction	For short term storage, keep at +2C to +8C for up to 1 week. For long term storage, aliquot and store at -20C, and avoid repeat freeze-thaw cycles.

### TARGET INFORMATION

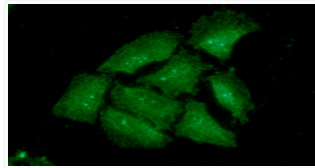
Gene ID	<a href="#">55272</a>
Gene Symbol	<a href="#">IMP3</a>
UniProt ID	<a href="#">IMP3_HUMAN</a>
Immunogen Region	1-184aa

### ADDITIONAL INFORMATION


Note STRICTLY FOR FURTHER SCIENTIFIC RESEARCH USE ONLY (RUO). MUST NOT TO BE USED IN DIAGNOSTIC OR THERAPEUTIC APPLICATIONS.



ICC IF of IMP3 in Hep3B cells with DAPI nuclear stain and Alexa Fluor 488 detection



ICC IF of IMP3 in Hep3B cells with DAPI and Alexa Fluor 488 staining



Western blot of human IMP3 antibody detecting IMP3 in 293T and transfected cell lysates