

Anti-Inorganic Pyrophosphatase/PPA1 antibody (1-289aa) [AT4G4] (STJA0041807)

GENERAL INFORMATION

Product Type	Primary antibodies
Applications	ELISA/WB/ICC/IF/FACS
Host / Source	Mouse
Reactivity	Human

PRODUCT PROPERTIES

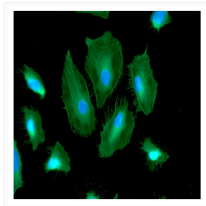
Clonality	Monoclonal
Concentration	1 mg/mL
Conjugation	Unconjugated
Purification	By protein-A affinity chromatography
Formulation	Liquid in phosphate-Buffered Saline (pH 7.4) with 0.02% Sodium Azide, 10% Glycerol
Isotype	IgG2bL
Storage Instruction	For short term storage, keep at +2C to +8C for up to 1 week. For long term storage, aliquot and store at -20C, and avoid repeat freeze-thaw cycles.

TARGET INFORMATION

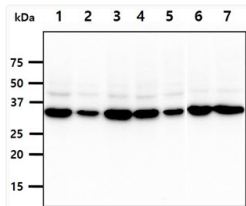
Gene ID	5464
Gene Symbol	PPA1
UniProt ID	IPYR_HUMAN
Immunogen Region	1-289aa

ADDITIONAL INFORMATION

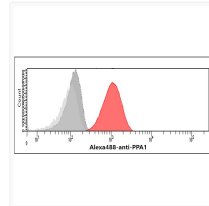
Note STRICTLY FOR FURTHER SCIENTIFIC RESEARCH USE ONLY (RUO). MUST NOT TO BE USED IN DIAGNOSTIC OR THERAPEUTIC APPLICATIONS.



ICC IF of PPA1 in HeLa cells stained with STJA0041807 antibody Alexa Fluor 488 secondary DAPI nuclear counterstain



Western blot of human PPA1 antibody across seven cell lines



Flow cytometry of Pyrophosphatase PPA1 in HeLa cells stained with STJA0041807 antibody