

Anti-Glutathione Synthetase/GSS antibody (1-474aa) [AT12F2] (STJA0041796)

GENERAL INFORMATION

Product Type	Primary antibodies
Applications	ELISA/WB/ICC/IF
Host / Source	Mouse
Reactivity	Human

PRODUCT PROPERTIES

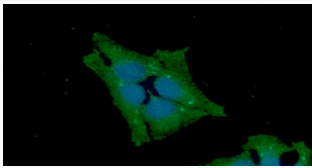
Clonality	Monoclonal
Concentration	1 mg/mL
Conjugation	Unconjugated
Purification	By protein-A affinity chromatography
Formulation	Liquid in phosphate-Buffered Saline (pH 7.4) with 0.02% Sodium Azide, 10% Glycerol
Isotype	IgG1k
Storage Instruction	For short term storage, keep at +2C to +8C for up to 1 week. For long term storage, aliquot and store at -20C, and avoid repeat freeze-thaw cycles.

TARGET INFORMATION

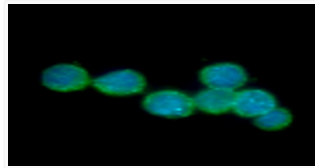
Gene ID	2937
Gene Symbol	GSS
UniProt ID	GSHB_HUMAN
Immunogen Region	1-474aa

ADDITIONAL INFORMATION

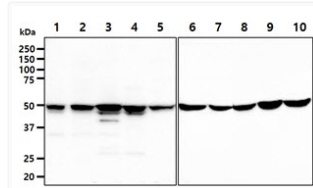
Note STRICTLY FOR FURTHER SCIENTIFIC RESEARCH USE ONLY (RUO). MUST NOT TO BE USED IN DIAGNOSTIC OR THERAPEUTIC APPLICATIONS.



ICC IF of GSS in HeLa cells with DAPI nuclear staining and Alexa Fluor 488 detection



ICC IF of GSS in Jurkat cells with DAPI and Alexa Fluor 488 staining using anti-GSS antibody



Western blot of human GSS antibody STJA0041796 across 10 cell lines using anti-mouse HRP detection