

## Anti-Jak2 antibody (1014-1132aa) [AT53B7] (STJA0041795)

### GENERAL INFORMATION

Product Type	Primary antibodies
Applications	ELISA/WB/FACS/ICC/IF
Host / Source	Mouse
Reactivity	Human

### PRODUCT PROPERTIES

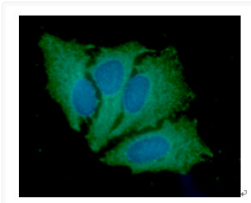
Clonality	Monoclonal
Concentration	1 mg/mL
Conjugation	Unconjugated
Purification	By protein-A affinity chromatography
Formulation	Liquid in phosphate-Buffered Saline (pH 7.4) with 0.02% Sodium Azide, 10% Glycerol
Isotype	IgG2bk
Storage Instruction	For short term storage, keep at +2C to +8C for up to 1 week. For long term storage, aliquot and store at -20C, and avoid repeat freeze-thaw cycles.

### TARGET INFORMATION

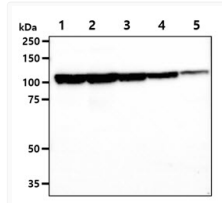
Gene ID	<a href="#">3717</a>
Gene Symbol	<a href="#">JAK2</a>
UniProt ID	<a href="#">JAK2_HUMAN</a>
Immunogen Region	1014-1132aa

### ADDITIONAL INFORMATION

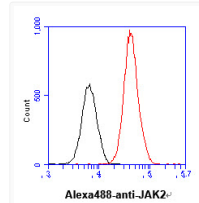
Note STRICTLY FOR FURTHER SCIENTIFIC RESEARCH USE ONLY (RUO). MUST NOT TO BE USED IN DIAGNOSTIC OR THERAPEUTIC APPLICATIONS.



JAK2 immunofluorescence in HeLa cells with DAPI and Alexa Fluor 488



Western blot of human JAK2 protein across five cell lines using anti-human JAK2 antibody



Flow cytometry of JAK2 in HeLa cells with Alexa Fluor 488 detection