

## Anti-Peroxiredoxin 6/PRDX6 antibody (1-224aa) [AT22E7] (STJA0041739)

### GENERAL INFORMATION

Product Type	Primary antibodies
Applications	ELISA/WB/ICC/IF/FACS
Host / Source	Mouse
Reactivity	Human

### PRODUCT PROPERTIES

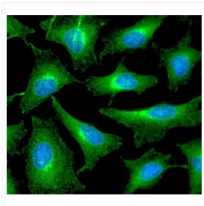
Clonality	Monoclonal
Concentration	1 mg/mL
Conjugation	Unconjugated
Purification	By protein-A affinity chromatography
Formulation	Liquid in phosphate-Buffered Saline (pH 7.4) with 0.02% Sodium Azide, 10% Glycerol
Isotype	IgG2ak
Storage Instruction	For short term storage, keep at +2C to +8C for up to 1 week. For long term storage, aliquot and store at -20C, and avoid repeat freeze-thaw cycles.

### TARGET INFORMATION

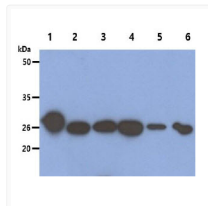
Gene ID	<a href="#">9588</a>
Gene Symbol	<a href="#">PRDX6</a>
UniProt ID	<a href="#">PRDX6_HUMAN</a>
Immunogen Region	1-224aa

### ADDITIONAL INFORMATION

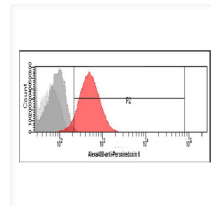
Note STRICTLY FOR FURTHER SCIENTIFIC RESEARCH USE ONLY (RUO). MUST NOT TO BE USED IN DIAGNOSTIC OR THERAPEUTIC APPLICATIONS.



ICC IF of PRDX6 in HeLa cells stained with STJA0041739 antibody Alexa Fluor 488 and DAPI



Western blot of human Peroxiredoxin 6 PRDX6 antibody STJA0041739 detecting recombinant protein and cell lysates



Flow cytometry of Peroxiredoxin 6 PRDX6 in HeLa cells using STJA0041739 antibody