

## Anti-PMVK antibody (1-192aa) [AT21C10] (STJA0041726)

### GENERAL INFORMATION

Product Type	Primary antibodies
Applications	ELISA/WB/ICC/IF/FACS
Host / Source	Mouse
Reactivity	Human

### PRODUCT PROPERTIES

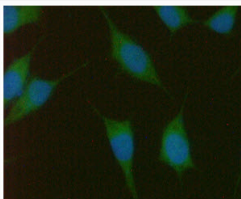
Clonality	Monoclonal
Concentration	1 mg/mL
Conjugation	Unconjugated
Purification	By protein-A affinity chromatography
Formulation	Liquid in phosphate-Buffered Saline (pH 7.4) with 0.02% Sodium Azide, 10% Glycerol
Isotype	IgG2ak
Storage Instruction	For short term storage, keep at +2C to +8C for up to 1 week. For long term storage, aliquot and store at -20C, and avoid repeat freeze-thaw cycles.

### TARGET INFORMATION

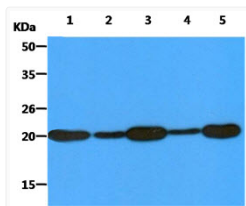
Gene ID	<a href="#">10654</a>
Gene Symbol	<a href="#">PMVK</a>
UniProt ID	<a href="#">PMVK_HUMAN</a>
Immunogen Region	1-192aa

### ADDITIONAL INFORMATION

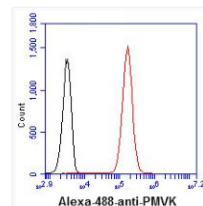
Note STRICTLY FOR FURTHER SCIENTIFIC RESEARCH USE ONLY (RUO). MUST NOT TO BE USED IN DIAGNOSTIC OR THERAPEUTIC APPLICATIONS.



ICC IF of PMVK in PC3 cells stained with STJA0041726 antibody Alexa Fluor 488 secondary DAPI nucleus



Western blot of human PMVK antibody showing lanes with HeLa HepG2 Jurkat MCF7 and A549 cell lysates



Flow cytometry of PMVK in LNCaP cells with Alexa Fluor 488 detection