

Anti-ACAT1 antibody (34-427aa) [2C5] (STJA0041640)

GENERAL INFORMATION

Product Type	Primary antibodies
Applications	ELISA/WB/ICC/IF
Host / Source	Mouse
Reactivity	Human

PRODUCT PROPERTIES

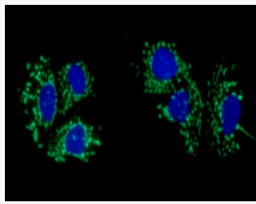
Clonality	Monoclonal
Concentration	1 mg/mL
Conjugation	Unconjugated
Purification	By protein-A affinity chromatography
Formulation	Liquid in phosphate-Buffered Saline (pH 7.4) with 0.02% Sodium Azide, 10% Glycerol
Isotype	IgG1k
Storage Instruction	For short term storage, keep at +2C to +8C for up to 1 week. For long term storage, aliquot and store at -20C, and avoid repeat freeze-thaw cycles.

TARGET INFORMATION

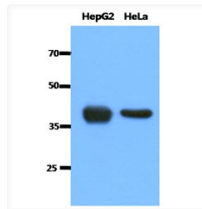
Gene ID	38
Gene Symbol	ACAT1
UniProt ID	THIL_HUMAN
Immunogen Region	34-427aa

ADDITIONAL INFORMATION

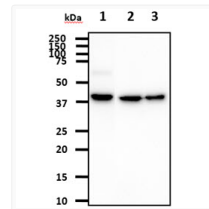
Note STRICTLY FOR FURTHER SCIENTIFIC RESEARCH USE ONLY (RUO). MUST NOT TO BE USED IN DIAGNOSTIC OR THERAPEUTIC APPLICATIONS.



ICC IF of ACAT1 in Hep3B cells stained with STJA0041640 antibody Alexa Fluor secondary and DAPI nuclear stain



Western blot of human ACAT1 protein using ACAT1 antibody with HRP detection



Western blot of human ACAT1 protein in Hep3B 293T and A431 cell lysates