

Anti-PIG3/TP53I3 antibody (1-332aa) [AT1C9] (STJA0041627)

GENERAL INFORMATION

Product Type	Primary antibodies
Applications	ELISA/WB/ICC/IF
Host / Source	Mouse
Reactivity	Human

PRODUCT PROPERTIES

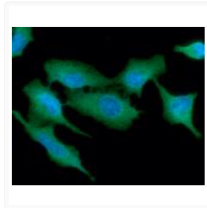
Clonality	Monoclonal
Concentration	1 mg/mL
Conjugation	Unconjugated
Purification	By protein-G affinity chromatography
Formulation	Liquid in phosphate-Buffered Saline (pH 7.4) with 0.02% Sodium Azide, 10% Glycerol
Isotype	IgG2ak
Storage Instruction	For short term storage, keep at +2C to +8C for up to 1 week. For long term storage, aliquot and store at -20C, and avoid repeat freeze-thaw cycles.

TARGET INFORMATION

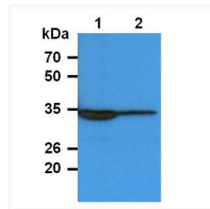
Gene ID	9540
Gene Symbol	TP53I3
UniProt ID	QORX_HUMAN
Immunogen Region	1-332aa

ADDITIONAL INFORMATION

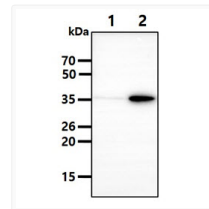
Note STRICTLY FOR FURTHER SCIENTIFIC RESEARCH USE ONLY (RUO). MUST NOT TO BE USED IN DIAGNOSTIC OR THERAPEUTIC APPLICATIONS.



ICC IF of TP53I3 in A549 cells stained with Human PIG3 TP53I3 antibody STJA0041627



Western blot of human PIG3 TP53I3 protein in A549 and SW480 cell lysates



Western blot of human PIG3 TP53I3 protein expression using anti-TP53I3 antibody