

Anti-Caveolin-1 antibody (1-104aa) [AT4C1] (STJA0041598)

GENERAL INFORMATION

Product Type	Primary antibodies
Applications	ELISA/WB/ICC/IF
Host / Source	Mouse
Reactivity	Human

PRODUCT PROPERTIES

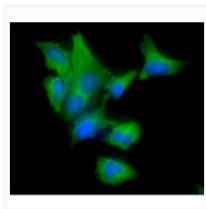
Clonality	Monoclonal
Concentration	1 mg/mL
Conjugation	Unconjugated
Purification	By protein-G affinity chromatography
Formulation	Liquid in phosphate-Buffered Saline (pH 7.4) with 0.02% Sodium Azide, 10% Glycerol
Isotype	IgG2bk
Storage Instruction	For short term storage, keep at +2C to +8C for up to 1 week. For long term storage, aliquot and store at -20C, and avoid repeat freeze-thaw cycles.

TARGET INFORMATION

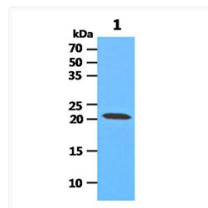
Gene ID	857
Gene Symbol	CAV1
UniProt ID	CAV1_HUMAN
Immunogen Region	1-104aa

ADDITIONAL INFORMATION

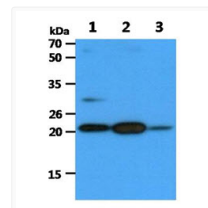
Note STRICTLY FOR FURTHER SCIENTIFIC RESEARCH USE ONLY (RUO). MUST NOT TO BE USED IN DIAGNOSTIC OR THERAPEUTIC APPLICATIONS.



ICC IF of CAV1 in A549 cells stained with Caveolin-1 antibody and Alexa Fluor 488



Western blot of human Caveolin-1 antibody STJA0041598 in rat brain lysate



Western blot of human Caveolin-1 antibody STJA0041598 showing mouse brain heart and A431 cell lysates