# Anti-Epoxide Hydrolase 1/EPHX1 antibody (21-455aa) [AT2E5] (STJA0041562)

## GENERAL INFORMATION

| | |
|---|---|
| Product Type | Primary antibodies |
| Applications | ELISA/WB/ICC/IF |
| Host / Source | Mouse |
| Reactivity | Human |

## PRODUCT PROPERTIES

| | |
|---|---|
| Clonality | Monoclonal |
| Concentration | 1 mg/mL |
| Conjugation | Unconjugated |
| Purification | By protein-G affinity chromatography |
| Formulation | Liquid in phosphate-Buffered Saline (pH 7.4) with 0.02% Sodium Azide, 10% Glycerol |
| Isotype | IgG2ak |
| Storage Instruction | For short term storage, keep at +2C to +8C for up to 1 week. For long term storage, aliquot and store at-20C, and avoid repeat freeze-thaw cycles. |

## TARGET INFORMATION

| | |
|---|---|
| Gene ID | 2052 |
| Gene Symbol | EPHX1 |
| UniProt ID | HYEP_HUMAN |
| Immunogen Region | 21-455aa |

## ADDITIONAL INFORMATION

| | |
|---|---|
| Note | STRICTLY FOR FURTHER SCIENTIFIC RESEARCH USE ONLY (RUO). MUST NOT TO BE USED IN DIAGNOSTIC OR THERAPEUTIC APPLICATIONS. |

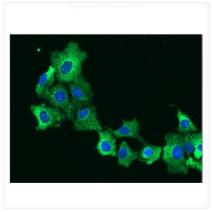

ICC IF of EPHX1 in Hep3B cells with Alexa Fluor 488 green fluorescence and DAPI blue nuclear stain

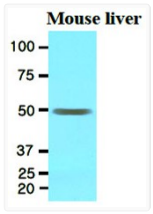


Western blot showing EPHX1 protein detection in mouse liver tissue lysate using anti-human EPHX1 antibody

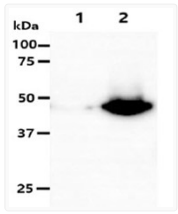


Western blot of EPHX1 antibody detection in 293T and transfected cell lysates