

## Anti-eIF-5A1/EIF5A antibody (1-154aa) [AT4D1] (STJA0041552)

### GENERAL INFORMATION

Product Type	Primary antibodies
Applications	ELISA/WB/ICC/IF/FACS
Host / Source	Mouse
Reactivity	Human

### PRODUCT PROPERTIES

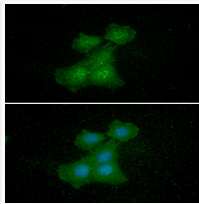
Clonality	Monoclonal
Concentration	1 mg/mL
Conjugation	Unconjugated
Purification	By protein-G affinity chromatography
Formulation	Liquid in phosphate-Buffered Saline (pH 7.4) with 0.02% Sodium Azide, 10% Glycerol
Isotype	IgG1k
Storage Instruction	For short term storage, keep at +2C to +8C for up to 1 week. For long term storage, aliquot and store at -20C, and avoid repeat freeze-thaw cycles.

### TARGET INFORMATION

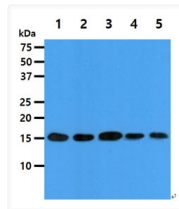
Gene ID	<a href="#">1984</a>
Gene Symbol	<a href="#">EIF5A</a>
UniProt ID	<a href="#">IF5A1_HUMAN</a>
Immunogen Region	1-154aa

### ADDITIONAL INFORMATION

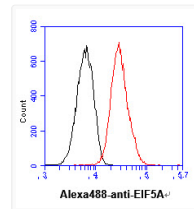
Note STRICTLY FOR FURTHER SCIENTIFIC RESEARCH USE ONLY (RUO). MUST NOT TO BE USED IN DIAGNOSTIC OR THERAPEUTIC APPLICATIONS.



ICC IF of EIF5A in Balb 3T3 cells with STJA0041552 antibody and Alexa Fluor 488 detection



Western blot of human eIF5A1 protein in multiple cell lysates using STJA0041552 antibody



Flow cytometry of EIF5A in Balb 3T3 cells with Alexa Fluor 488 detection