

Anti-PDCD4 antibody (1-469aa) [k4C1] (STJA0041526)

GENERAL INFORMATION

Product Type	Primary antibodies
Applications	ELISA/WB/ICC/IF/FACS
Host / Source	Mouse
Reactivity	Human

PRODUCT PROPERTIES

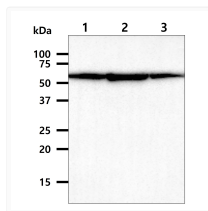
Clonality	Monoclonal
Concentration	1 mg/mL
Conjugation	Unconjugated
Purification	By protein-G affinity chromatography
Formulation	Liquid in phosphate-Buffered Saline (pH 7.4) with 0.02% Sodium Azide, 10% Glycerol
Isotype	IgG1k
Storage Instruction	For short term storage, keep at +2C to +8C for up to 1 week. For long term storage, aliquot and store at -20C, and avoid repeat freeze-thaw cycles.

TARGET INFORMATION

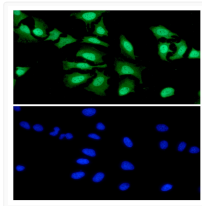
Gene ID	27250
Gene Symbol	PDCD4
UniProt ID	PDCD4_HUMAN
Immunogen Region	1-469aa

ADDITIONAL INFORMATION

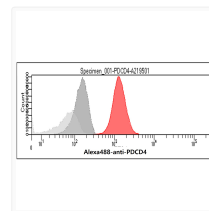
Note STRICTLY FOR FURTHER SCIENTIFIC RESEARCH USE ONLY (RUO). MUST NOT TO BE USED IN DIAGNOSTIC OR THERAPEUTIC APPLICATIONS.



Western blot of human PDCD4 protein in K562 HeLa and 293T cell lysates



ICC IF of PDCD4 in HeLa cells stained with STJA0041526 antibody Alexa Fluor 488 secondary green DAPI nuclear stain blue



Flow cytometry of PDCD4 in MCF7 cells using Human PDCD4 antibody STJA0041526