

## Anti-FABP4/A-FABP antibody (1-132aa) [3F4] (STJA0041490)

### GENERAL INFORMATION

Product Type	Primary antibodies
Applications	ELISA/WB/ICC/IF
Host / Source	Mouse
Reactivity	Human

### PRODUCT PROPERTIES

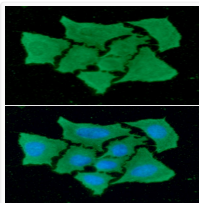
Clonality	Monoclonal
Concentration	1 mg/mL
Conjugation	Unconjugated
Purification	By protein-G affinity chromatography
Formulation	Liquid in phosphate-Buffered Saline (pH 7.4) with 0.02% Sodium Azide, 10% Glycerol
Isotype	IgG1k
Storage Instruction	For short term storage, keep at +2C to +8C for up to 1 week. For long term storage, aliquot and store at -20C, and avoid repeat freeze-thaw cycles.

### TARGET INFORMATION

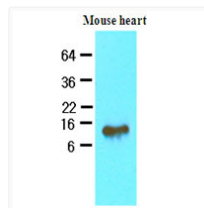
Gene ID	<a href="#">2167</a>
Gene Symbol	<a href="#">FABP4</a>
UniProt ID	<a href="#">FABP4_HUMAN</a>
Immunogen Region	1-132aa

### ADDITIONAL INFORMATION

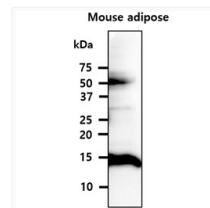
Note STRICTLY FOR FURTHER SCIENTIFIC RESEARCH USE ONLY (RUO). MUST NOT TO BE USED IN DIAGNOSTIC OR THERAPEUTIC APPLICATIONS.



ICC IF of FABP4 in HeLa cells stained with STJA0041490 antibody Alexa Fluor secondary and DAPI nuclear counterstain



Western blot of human FABP4 A-FABP antibody STJA0041490 probed against mouse heart tissue lysate



Western blot of human FABP4 A-FABP antibody STJA0041490 in mouse adipose tissue lysate