

Anti-BID antibody (1-195aa) [4D3] (STJA0041465)

GENERAL INFORMATION

Product Type	Primary antibodies
Applications	ELISA/WB/ICC/IF
Host / Source	Mouse
Reactivity	Human

PRODUCT PROPERTIES

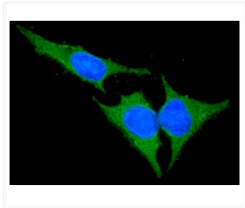
Clonality	Monoclonal
Concentration	1 mg/mL
Conjugation	Unconjugated
Purification	By protein-G affinity chromatography
Formulation	Liquid in phosphate-Buffered Saline (pH 7.4) with 0.02% Sodium Azide, 10% Glycerol
Isotype	IgG1k
Storage Instruction	For short term storage, keep at +2C to +8C for up to 1 week. For long term storage, aliquot and store at -20C, and avoid repeat freeze-thaw cycles.

TARGET INFORMATION

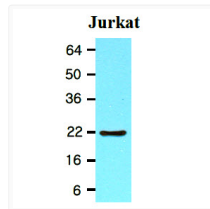
Gene ID	637
Gene Symbol	BID
UniProt ID	BID_HUMAN
Immunogen Region	1-195aa

ADDITIONAL INFORMATION

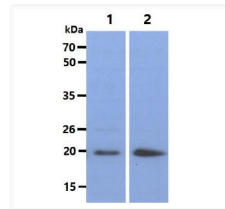
Note STRICTLY FOR FURTHER SCIENTIFIC RESEARCH USE ONLY (RUO). MUST NOT TO BE USED IN DIAGNOSTIC OR THERAPEUTIC APPLICATIONS.



ICC IF of BID protein in HeLa cells with Alexa Fluor 488 green fluorescence and DAPI blue nuclear staining



Western blot of human BID protein in Jurkat cell lysate using anti-human BID antibody STJA0041465



Western blot of human BID antibody STJA0041465 in HeLa and A549 cell lysates