

Anti-CD117 antibody (1-100) [ABT064] (STJA0038913)

GENERAL INFORMATION

Product Type	Primary antibodies
Applications	IHC/WB/IF/ELISA
Host / Source	Mouse
Reactivity	Human

PRODUCT PROPERTIES

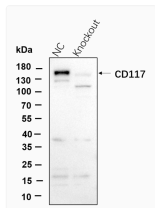
Clonality	Monoclonal
Conjugation	Unconjugated
Purification	Protein G
Dilution Range	IHC 1:200-1000 WB 1:500-2000 IF 1:100-500 ELISA 1:1000-5000
Formulation	PBS, 50% glycerol, 0.05% Proclin 300, 0.05%BSA
Isotype	IgG2bk
Molecular Weight	Calculated: 120kD Observed: 150kD
Storage Instruction	Store at -20°C for up to 1 year from the date of receipt, and avoid repeat freeze-thaw cycles.

TARGET INFORMATION

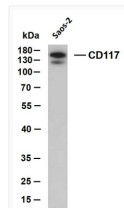
Immunogen Region	1-100
Specificity	The antibody can specifically recognize human CD117 protein.

ADDITIONAL INFORMATION

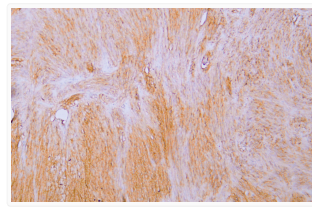
Note STRICTLY FOR FURTHER SCIENTIFIC RESEARCH USE ONLY (RUO). MUST NOT TO BE USED IN DIAGNOSTIC OR THERAPEUTIC APPLICATIONS.



Western blot analysis of lysates from Saos-2 WT and shRNA-treated STJA0038913



Western Blot (WB): Whole cell lysates were separated by 10% SDS-PAGE, and the membrane was blotted with anti-CD117 STJA0038913



Immunohistochemistry - Paraffin (IHC-P): Human GIST tissue was stained with anti-CD117 (ABT064) antibody. STJA0038913