

Anti-DiMethyl-Histone H3-Lys9 antibody [R06-1F8] (STJA0037753)

GENERAL INFORMATION

Product Type	Primary antibodies
Applications	WB/ICC/IF/ChIP
Host / Source	Rabbit
Reactivity	Human/Mouse/Rat

PRODUCT PROPERTIES

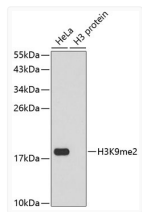
Clonality	Monoclonal
Conjugation	Unconjugated
Purification	Affinity Purified
Dilution Range	WB 1:500-1:1000 IF 1:50-1:200 ChIP 1:20
Formulation	Rabbit IgG in phosphate buffered saline, pH 7.4, 150mM NaCl, 0.02% sodium azide and 50% glycerol.
Isotype	IgG
Storage Instruction	Store at 4°C short term. Aliquot and store at -20°C long term. Avoid freeze/thaw cycles.

TARGET INFORMATION

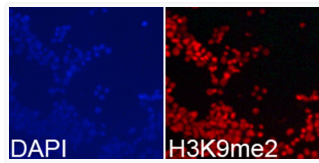
Gene ID	8290
Gene Symbol	H3-4
UniProt ID	H31T_HUMAN

ADDITIONAL INFORMATION

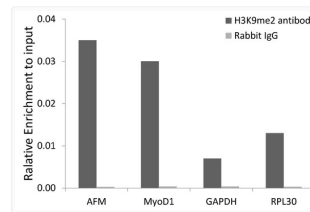
Note STRICTLY FOR FURTHER SCIENTIFIC RESEARCH USE ONLY (RUO). MUST NOT TO BE USED IN DIAGNOSTIC OR THERAPEUTIC APPLICATIONS.



DiMethyl-Histone H3 Lys9 antibody western blot
HeLa STJA0037753



DiMethyl-Histone H3K9 antibody immunofluorescence 293T cells STJA0037753



DiMethyl-Histone H3K9 antibody chromatin immunoprecipitation 293 cells STJA0037753