

Anti-NQO1 antibody [R09-9K6] (STJA0036311)

GENERAL INFORMATION

Product Type	Primary antibodies
Applications	WB/ICC/IF/IP/FC
Host / Source	Rabbit
Reactivity	Human/Mouse/Rat

PRODUCT PROPERTIES

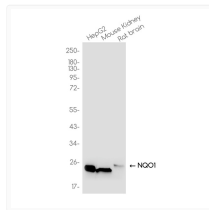
Clonality	Monoclonal
Conjugation	Unconjugated
Purification	Affinity Chromatography
Dilution Range	WB 1:500-1:1000 IF 1:50-1:200 IP 1:50 FC 1:50-1:100
Formulation	Rabbit IgG in phosphate buffered saline, pH 7.4, 150mM NaCl, 0.02% sodium azide and 50% glycerol.
Isotype	IgG
Storage Instruction	Store at 4°C short term. Aliquot and store at -20°C long term. Avoid freeze/thaw cycles.

TARGET INFORMATION

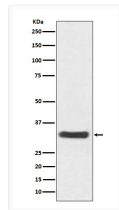
Gene ID	1728
Gene Symbol	NQO1
UniProt ID	NQO1_HUMAN

ADDITIONAL INFORMATION

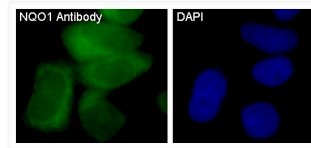
Note STRICTLY FOR FURTHER SCIENTIFIC RESEARCH USE ONLY (RUO). MUST NOT TO BE USED IN DIAGNOSTIC OR THERAPEUTIC APPLICATIONS.



NQO1 antibody western blot HepG2 mouse kidney rat brain STJA0036311



NQO1 antibody western blot SH-SY5Y STJA0036311



NQO1 antibody immunofluorescence MCF-7 cells STJA0036311