

Anti-Phospho-JAK2-Tyr1007/1008 antibody [R02-1C5] (STJA0036229)

GENERAL INFORMATION

Product Type	Primary antibodies
Applications	WB/IHC-P/ICC/IF/IP/FC
Host / Source	Rabbit
Reactivity	Human/Mouse/Rat

PRODUCT PROPERTIES


Clonality	Monoclonal
Conjugation	Unconjugated
Purification	Affinity Chromatography
Dilution Range	WB 1:500-1:1000 IHC 1:50-1:100 IF 1:50-1:200 IP 1:50 FC 1:50-1:100
Formulation	Rabbit IgG in phosphate buffered saline, pH 7.4, 150mM NaCl, 0.02% sodium azide and 50% glycerol.
Isotype	IgG
Storage Instruction	Store at 4°C short term. Aliquot and store at -20°C long term. Avoid freeze/thaw cycles.

TARGET INFORMATION

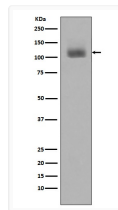
Gene ID	3717
Gene Symbol	JAK2
UniProt ID	JAK2_HUMAN

ADDITIONAL INFORMATION

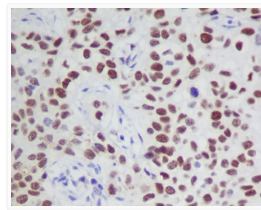
Note STRICTLY FOR FURTHER SCIENTIFIC RESEARCH USE ONLY (RUO). MUST NOT TO BE USED IN DIAGNOSTIC OR THERAPEUTIC APPLICATIONS.



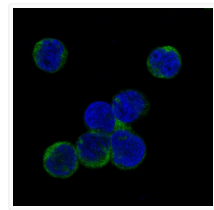
Phospho-JAK2 antibody western blot MEF C6 Pervanadate STJA0036229



Phospho-JAK2 antibody western blot Jurkat lysates STJA0036229



Phospho-JAK2 antibody immunohistochemistry human cervix cancer STJA0036229



Phospho-JAK2 antibody immunofluorescence Jurkat cells STJA0036229