Anti-Cytokeratin 14 antibody [R07-3F9] (STJA0036038)

GENERAL INFORMATION

Product Type	Primary antibodies
Applications	WB/IHC-P/ICC/IF
Host / Source	Rabbit
Reactivity	Human/Mouse/Rat

PRODUCT PROPERTIES

Clonality	Monoclonal
Conjugation	Unconjugated
Purification	Affinity Chromatography
Dilution Range	WB 1:500-1:1000 IHC 1:50-1:100 IF 1:50-1:200
Formulation	Rabbit IgG in phosphate buffered saline, pH 7.4, 150mM NaCl, 0.02% sodium azide and 50% glycerol.
Isotype	IgG
Storage Instruction	Store at 4°C short term. Aliquot and store at-20°C long term. Avoid freeze/thaw cycles.

TARGET INFORMATION

Gene ID	3861
Gene Symbol	KRT14
UniProt ID	K1C14_HUMAN

ADDITIONAL INFORMATION

Note	STRICTLY FOR FURTHER SCIENTIFIC RESEARCH USE ONLY (RUO). MUST NOT TO BE USED IN DIAGNOSTIC OR THERAPEUTIC APPLICATIONS.

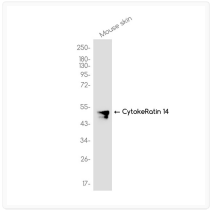

Cytokeratin 14 antibody western blot mouse skin STJA0036038

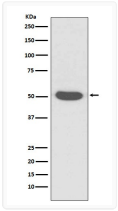

Cytokeratin 14 antibody western blot A431 cells STJA0036038

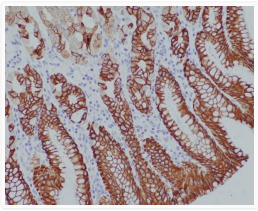

Cytokeratin 14 antibody immunohistochemistry human stomach STJA0036038

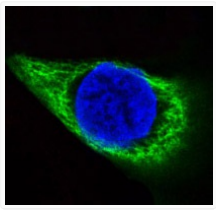

Cytokeratin 14 antibody immunofluorescence HACAT STJA0036038