

Anti-BDNF antibody [R03-7B8] (STJA0035972)

GENERAL INFORMATION

Product Type	Primary antibodies
Applications	WB/IHC-P/ICC/IF
Host / Source	Rabbit
Reactivity	Human/Mouse/Rat

PRODUCT PROPERTIES

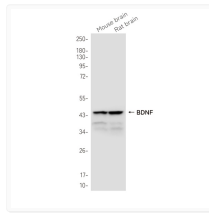
Clonality	Monoclonal
Conjugation	Unconjugated
Purification	Affinity Chromatography
Dilution Range	WB 1:500-1:1000 IHC 1:50-1:100 IF 1:50-1:200
Formulation	Rabbit IgG in phosphate buffered saline, pH 7.4, 150mM NaCl, 0.02% sodium azide and 50% glycerol.
Isotype	IgG
Storage Instruction	Store at 4°C short term. Aliquot and store at -20°C long term. Avoid freeze/thaw cycles.

TARGET INFORMATION

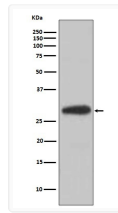
Gene ID	627
Gene Symbol	BDNF
UniProt ID	BDNF_HUMAN

ADDITIONAL INFORMATION

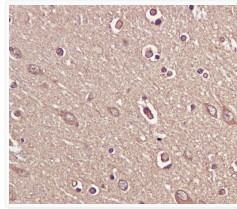
Note **STRICTLY FOR FURTHER SCIENTIFIC RESEARCH USE ONLY (RUO). MUST NOT TO BE USED IN DIAGNOSTIC OR THERAPEUTIC APPLICATIONS.**



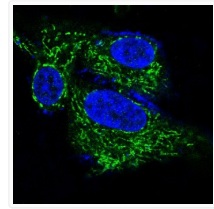
BDNF antibody western blot mouse rat brain
STJA0035972



BDNF antibody western blot mouse heart
STJA0035972



BDNF antibody immunohistochemistry human brain
STJA0035972



BDNF antibody immunofluorescence HeLa cells
STJA0035972