

Anti-p57 Kip2 antibody [R08-5E7] (STJA0035844)

GENERAL INFORMATION

Product Type	Primary antibodies
Applications	WB/IHC-P/ICC/IF/IP
Host / Source	Rabbit
Reactivity	Human/Mouse/Rat

PRODUCT PROPERTIES

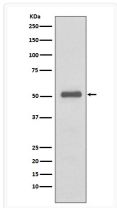
Clonality	Monoclonal
Conjugation	Unconjugated
Purification	Affinity Chromatography
Dilution Range	WB 1:500-1:1000 IHC 1:50-1:100 IF 1:50-1:200 IP 1:50
Formulation	Rabbit IgG in phosphate buffered saline, pH 7.4, 150mM NaCl, 0.02% sodium azide and 50% glycerol.
Isotype	IgG
Storage Instruction	Store at 4°C short term. Aliquot and store at -20°C long term. Avoid freeze/thaw cycles.

TARGET INFORMATION

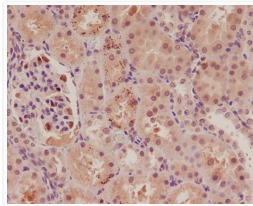
Gene ID	1028
Gene Symbol	CDKN1C
UniProt ID	CDN1C_HUMAN

ADDITIONAL INFORMATION

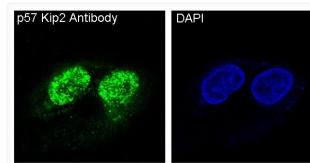
Note STRICTLY FOR FURTHER SCIENTIFIC RESEARCH USE ONLY (RUO). MUST NOT TO BE USED IN DIAGNOSTIC OR THERAPEUTIC APPLICATIONS.



p57 Kip2 antibody western blot HeLa lysates STJA0035844



p57 Kip2 antibody immunohistochemistry rat kidney STJA0035844



p57 Kip2 antibody immunofluorescence HeLa dexamethasone STJA0035844