

## Anti-Hsp90 beta antibody [R06-3A2] (STJA0035814)

### GENERAL INFORMATION

Product Type	Primary antibodies
Applications	WB/IHC-P/ICC/IF/IP/FC
Host / Source	Rabbit
Reactivity	Human/Mouse/Rat

### PRODUCT PROPERTIES

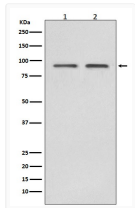
Clonality	Monoclonal
Conjugation	Unconjugated
Purification	Affinity Chromatography
Dilution Range	WB 1:500-1:1000 IHC 1:50-1:100 IF 1:50-1:200 IP 1:50 FC 1:50-1:100
Formulation	Rabbit IgG in phosphate buffered saline, pH 7.4, 150mM NaCl, 0.02% sodium azide and 50% glycerol.
Isotype	IgG
Storage Instruction	Store at 4°C short term. Aliquot and store at -20°C long term. Avoid freeze/thaw cycles.

### TARGET INFORMATION

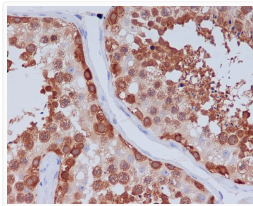
Gene ID	<a href="#">3326</a>
Gene Symbol	<a href="#">HSP90AB1</a>
UniProt ID	<a href="#">HS90B_HUMAN</a>

### ADDITIONAL INFORMATION

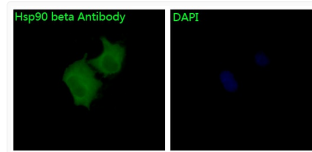
Note STRICTLY FOR FURTHER SCIENTIFIC RESEARCH USE ONLY (RUO). MUST NOT TO BE USED IN DIAGNOSTIC OR THERAPEUTIC APPLICATIONS.



Hsp90 beta antibody western blot HeLa Jurkat lysates STJA0035814



Hsp90 beta antibody immunohistochemistry human testis STJA0035814



Hsp90 beta antibody immunofluorescence HeLa cells STJA0035814