

Anti-FOXO3 antibody [R03-3E1] (STJA0035770)

GENERAL INFORMATION

Product Type	Primary antibodies
Applications	WB/IHC-P/ICC/IF
Host / Source	Rabbit
Reactivity	Human

PRODUCT PROPERTIES

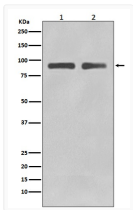
Clonality	Monoclonal
Conjugation	Unconjugated
Purification	Affinity Chromatography
Dilution Range	WB 1:500-1:1000 IHC 1:50-1:100 IF 1:50-1:200
Formulation	Rabbit IgG in phosphate buffered saline, pH 7.4, 150mM NaCl, 0.02% sodium azide and 50% glycerol.
Isotype	IgG
Storage Instruction	Store at 4°C short term. Aliquot and store at -20°C long term. Avoid freeze/thaw cycles.

TARGET INFORMATION

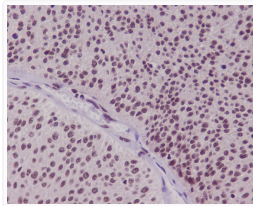
Gene ID	2309
Gene Symbol	FOXO3
UniProt ID	FOXO3_HUMAN

ADDITIONAL INFORMATION

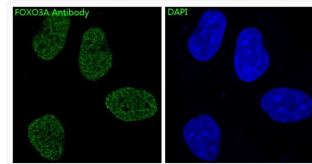
Note STRICTLY FOR FURTHER SCIENTIFIC RESEARCH USE ONLY (RUO). MUST NOT TO BE USED IN DIAGNOSTIC OR THERAPEUTIC APPLICATIONS.



FOXO3 antibody western blot Jurkat SH-SY5Y STJA0035770



FoxO3a antibody immunohistochemistry human bladder carcinoma STJA0035770



FOXO3a antibody immunofluorescence HeLa cells STJA0035770