

Anti-RhoA/B/C antibody [R58-4S-7] (STJA0035436)

GENERAL INFORMATION

Product Type	Primary antibodies
Applications	WB/IHC-P/ICC/IF/FC
Host / Source	Rabbit
Reactivity	Human/Mouse/Rat

PRODUCT PROPERTIES

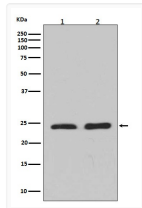
Clonality	Monoclonal
Conjugation	Unconjugated
Purification	Affinity Chromatography
Dilution Range	WB 1:500-1:1000 IHC 1:100-1:200 IF 1:50-1:200 FC 1:50
Formulation	Liquid in PBS, pH 7.4, 150mM NaCl, 0.02% sodium azide and 50% glycerol.
Isotype	IgG
Storage Instruction	Store at 4°C short term. Aliquot and store at -20°C long term. Avoid freeze/thaw cycles.

TARGET INFORMATION

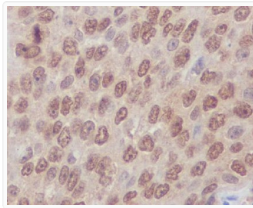
Gene ID	388 389 387 RHOB RHOC RHOB_HUMAN RHOC_HUMAN RHOA_HUMAN
---------	---

ADDITIONAL INFORMATION

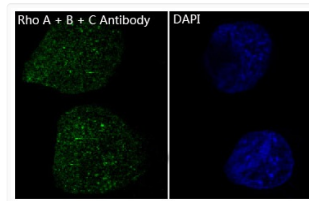
Note STRICTLY FOR FURTHER SCIENTIFIC RESEARCH USE ONLY (RUO). MUST NOT TO BE USED IN DIAGNOSTIC OR THERAPEUTIC APPLICATIONS.



RhoA/B/C antibody western blot Jurkat NIH/3T3 lysates STJA0035436



RhoA/B/C antibody immunohistochemistry human lung carcinoma STJA0035436



RhoA/B/C antibody immunofluorescence HeLa cells STJA0035436