Anti-Acetyl-Histone H3-Lys14 antibody [R06-2F5] (STJA0035418)

GENERAL INFORMATION

Product Type	Primary antibodies
Applications	WB/ICC/IF/IP
Host / Source	Rabbit
Reactivity	Human/Rat

PRODUCT PROPERTIES

Clonality	Monoclonal
Concentration	0.3 mg/mL
Conjugation	Unconjugated
Purification	Affinity Purified
Dilution Range	WB 1:500-1:1000 IF 1:50-1:200 IP 1:20
Formulation	50mM Tris-Glycine (pH 7.4) , 0.15M NaCl, 40% Glycerol, 0.01% Sodium azide and 0.05% BSA
Isotype	IgG
Storage Instruction	Store at 4°C short term. Aliquot and store at-20°C long term. Avoid freeze/thaw cycles.

TARGET INFORMATION

Gene ID	8350/8351/8352/8353/8354/8355/8356/8357/8358/8968
Gene Symbol	H3C1.H3C2.H3C3.H3C4.H3C6.H3C7.H3C8.H3C10.H3C11.H3C12
UniProt ID	H31_HUMAN

ADDITIONAL INFORMATION

Note	STRICTLY FOR FURTHER SCIENTIFIC RESEARCH USE ONLY (RUO). MUST NOT TO BE USED IN DIAGNOSTIC OR THERAPEUTIC APPLICATIONS.

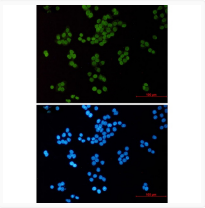

Acetyl-Histone H3 Lys14 antibody immunocytochemistry HeLa STJA0035418

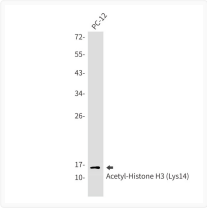

Acetyl-Histone H3 Lys14 antibody western blot PC-12 STJA0035418

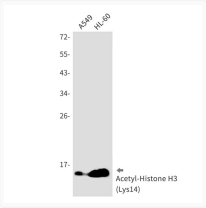

Acetyl-Histone H3 Lys14 antibody western blot A549 HL-60 STJA0035418