

Anti-MEK3/MEK6 antibody [R04-210] (STJA0035414)

GENERAL INFORMATION

Product Type	Primary antibodies
Applications	WB/ICC/IF/IP
Host / Source	Rabbit
Reactivity	Human/Mouse

PRODUCT PROPERTIES

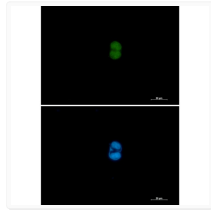
Clonality	Monoclonal
Concentration	0.3 mg/mL
Conjugation	Unconjugated
Purification	Affinity Purified
Dilution Range	WB 1:500-1:1000 IF 1:50-1:200 IP 1:20
Formulation	50mM Tris-Glycine (pH 7.4) , 0.15M NaCl, 40% Glycerol, 0.01% Sodium azide and 0.05% BSA
Isotype	IgG
Storage Instruction	Store at 4°C short term. Aliquot and store at -20°C long term. Avoid freeze/thaw cycles.

TARGET INFORMATION

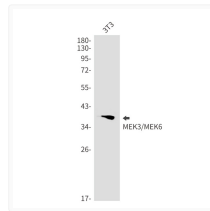
Gene ID	5606 5608
Gene Symbol	MAP2K3 MAP2K6
UniProt ID	MP2K3_HUMAN MP2K6_HUMAN

ADDITIONAL INFORMATION

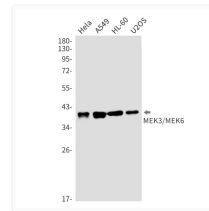
Note STRICTLY FOR FURTHER SCIENTIFIC RESEARCH USE ONLY (RUO). MUST NOT TO BE USED IN DIAGNOSTIC OR THERAPEUTIC APPLICATIONS.



MEK3/MEK6 antibody immunocytochemistry HCT116 cells STJA0035414



MEK3/MEK6 antibody western blot 3T3 lysates STJA0035414



MEK3/MEK6 antibody western blot HeLa A549 HL-60 U2OS STJA0035414