

## Anti-Ubiquitin Protein Ligase E3A antibody [R02-1A0] (STJA0035397)

### GENERAL INFORMATION

Product Type	Primary antibodies
Applications	WB/ICC/IF/IP
Host / Source	Rabbit
Reactivity	Human/Mouse/Rat

### PRODUCT PROPERTIES

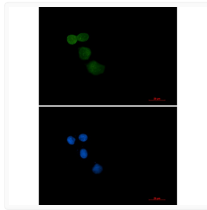
Clonality	Monoclonal
Concentration	0.3 mg/mL
Conjugation	Unconjugated
Purification	Affinity Purified
Dilution Range	WB 1:500-1:1000 IF 1:50-1:200 IP 1:20
Formulation	50mM Tris-Glycine (pH 7.4) , 0.15M NaCl, 40% Glycerol, 0.01% Sodium azide and 0.05% BSA
Isotype	IgG
Storage Instruction	Store at 4°C short term. Aliquot and store at -20°C long term. Avoid freeze/thaw cycles.

### TARGET INFORMATION

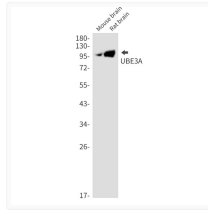
Gene ID	<a href="#">7337</a>
Gene Symbol	<a href="#">UBE3A</a>
UniProt ID	<a href="#">UBE3A_HUMAN</a>

### ADDITIONAL INFORMATION

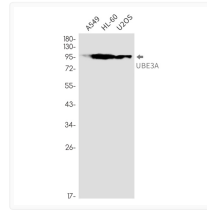
Note STRICTLY FOR FURTHER SCIENTIFIC RESEARCH USE ONLY (RUO). MUST NOT TO BE USED IN DIAGNOSTIC OR THERAPEUTIC APPLICATIONS.



Ubiquitin Protein Ligase E3A antibody immunocytochemistry HeLa STJA0035397



UBE3A antibody western blot mouse rat brain STJA0035397



UBE3A antibody western blot A549 HL-60 U2OS STJA0035397