

Anti-PBK antibody [R07-0B0] (STJA0035316)

GENERAL INFORMATION

Product Type	Primary antibodies
Applications	WB/IHC-P/IP
Host / Source	Rabbit
Reactivity	Human/Rat

PRODUCT PROPERTIES


Clonality	Monoclonal
Concentration	0.3 mg/mL
Conjugation	Unconjugated
Purification	Affinity Purified
Dilution Range	WB 1:500-1:1000 IHC 1:50-1:100 IP 1:20
Formulation	50mM Tris-Glycine (pH 7.4) , 0.15M NaCl, 40% Glycerol, 0.01% Sodium azide and 0.05% BSA
Isotype	IgG
Storage Instruction	Store at 4°C short term. Aliquot and store at -20°C long term. Avoid freeze/thaw cycles.

TARGET INFORMATION

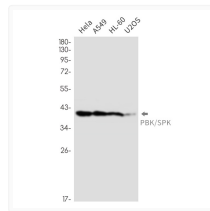
Gene ID	55872
Gene Symbol	PBK
UniProt ID	TOPK_HUMAN

ADDITIONAL INFORMATION

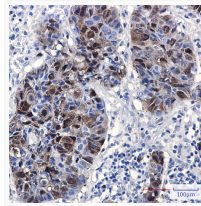
Note STRICTLY FOR FURTHER SCIENTIFIC RESEARCH USE ONLY (RUO). MUST NOT TO BE USED IN DIAGNOSTIC OR THERAPEUTIC APPLICATIONS.



PBK antibody western blot C6 lysates STJA0035316



PBK/SPK antibody western blot HeLa A549 HL-60 U2OS STJA0035316



PBK/SPK antibody immunohistochemistry human lung cancer STJA0035316