

## Anti-p27 Kip 1 antibody [R06-2E5] (STJA0035308)

### GENERAL INFORMATION

Product Type	Primary antibodies
Applications	WB/IHC-P/IP
Host / Source	Rabbit
Reactivity	Human/Mouse

### PRODUCT PROPERTIES


Clonality	Monoclonal
Concentration	0.3 mg/mL
Conjugation	Unconjugated
Purification	Affinity Purified
Dilution Range	WB 1:500-1:1000 IHC 1:50-1:100 IP 1:20
Formulation	50mM Tris-Glycine (pH 7.4) , 0.15M NaCl, 40% Glycerol, 0.01% Sodium azide and 0.05% BSA
Isotype	IgG
Storage Instruction	Store at 4°C short term. Aliquot and store at -20°C long term. Avoid freeze/thaw cycles.

### TARGET INFORMATION


Gene ID	<a href="#">12576</a>
Gene Symbol	<a href="#">Cdkn1b</a>
UniProt ID	<a href="#">CDN1B_MOUSE</a>

### ADDITIONAL INFORMATION

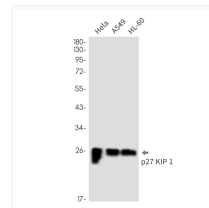
Note STRICTLY FOR FURTHER SCIENTIFIC RESEARCH USE ONLY (RUO). MUST NOT TO BE USED IN DIAGNOSTIC OR THERAPEUTIC APPLICATIONS.



p27 Kip1 antibody immunohistochemistry mouse lung STJA0035308



p27 KIP 1 antibody western blot 3T3 cells STJA0035308



p27 KIP 1 antibody western blot HeLa A549 HL-60 STJA0035308