# Anti-gamma Catenin antibody [R05-0C2] (STJA0035205)

## GENERAL INFORMATION

| | |
|---|---|
| Product Type | Primary antibodies |
| Applications | WB/IHC-F/IHC-P/ICC/IF |
| Host / Source | Rabbit |
| Reactivity | Human |

## PRODUCT PROPERTIES

| | |
|---|---|
| Clonality | Monoclonal |
| Concentration | 0.3 mg/mL |
| Conjugation | Unconjugated |
| Purification | Affinity Purified |
| Dilution Range | WB 1:500-1:1000<br>IHC 1:50-1:100<br>IF 1:50-1:200 |
| Formulation | 50mM Tris-Glycine (pH 7.4) , 0.15M NaCl, 40% Glycerol, 0.01% Sodium azide and 0.05% BSA |
| Isotype | IgG |
| Storage Instruction | Store at 4°C short term. Aliquot and store at-20°C long term. Avoid freeze/thaw cycles. |

## TARGET INFORMATION

| | |
|---|---|
| Gene ID | 3728 |
| Gene Symbol | JUP |
| UniProt ID | PLAK_HUMAN |

## ADDITIONAL INFORMATION

| | |
|---|---|
| Note | STRICTLY FOR FURTHER SCIENTIFIC RESEARCH USE ONLY (RUO). MUST NOT TO BE USED IN DIAGNOSTIC OR THERAPEUTIC APPLICATIONS. |

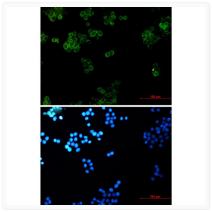

gamma Catenin antibody immunocytochemistry HeLa cells STJA0035205

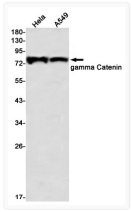


gamma Catenin antibody western blot HeLa A549 STJA0035205

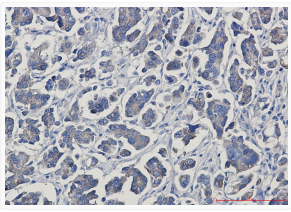

gamma Catenin antibody immunohistochemistry human cholangiocarcinoma STJA0035205