

Anti-EBP1 antibody [R04-1C7] (STJA0035187)

GENERAL INFORMATION

Product Type	Primary antibodies
Applications	WB/IHC-P/IP
Host / Source	Rabbit
Reactivity	Human/Mouse/Rat/Hamster

PRODUCT PROPERTIES

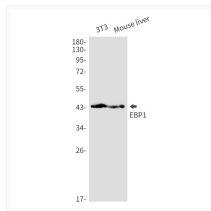
Clonality	Monoclonal
Concentration	0.3 mg/mL
Conjugation	Unconjugated
Purification	Affinity Purified
Dilution Range	WB 1:500-1:1000 IHC 1:50-1:100 IP 1:20
Formulation	50mM Tris-Glycine (pH 7.4) , 0.15M NaCl, 40% Glycerol, 0.01% Sodium azide and 0.05% BSA
Isotype	IgG
Storage Instruction	Store at 4°C short term. Aliquot and store at -20°C long term. Avoid freeze/thaw cycles.

TARGET INFORMATION

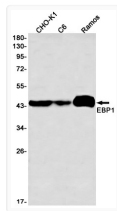
Gene ID	5036
Gene Symbol	PA2G4
UniProt ID	PA2G4_HUMAN

ADDITIONAL INFORMATION

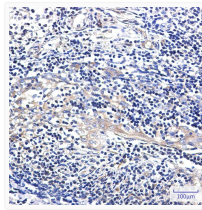
Note STRICTLY FOR FURTHER SCIENTIFIC RESEARCH USE ONLY (RUO). MUST NOT TO BE USED IN DIAGNOSTIC OR THERAPEUTIC APPLICATIONS.



EBP1 antibody western blot 3T3 mouse liver
STJA0035187



EBP1 antibody western blot CHO-K1 C6 Ramos
STJA0035187



EBP1 antibody immunohistochemistry human tonsil
STJA0035187