

Anti-Cytokeratin 9 antibody [R04-6B7] (STJA0035176)

GENERAL INFORMATION

Product Type	Primary antibodies
Applications	WB/IHC-P/IP
Host / Source	Rabbit
Reactivity	Human/Mouse/Rat

PRODUCT PROPERTIES

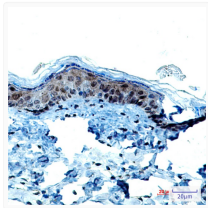
Clonality	Monoclonal
Concentration	0.3 mg/mL
Conjugation	Unconjugated
Purification	Affinity Purified
Dilution Range	WB 1:500-1:1000 IHC 1:50-1:100 IP 1:20
Formulation	50mM Tris-Glycine (pH 7.4) , 0.15M NaCl, 40% Glycerol, 0.01% Sodium azide and 0.05% BSA
Isotype	IgG
Storage Instruction	Store at 4°C short term. Aliquot and store at -20°C long term. Avoid freeze/thaw cycles.

TARGET INFORMATION

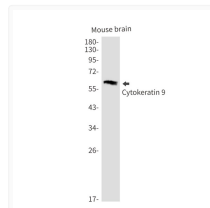
Gene ID	3857
Gene Symbol	KRT9
UniProt ID	K1C9_HUMAN

ADDITIONAL INFORMATION

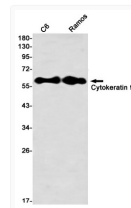
Note STRICTLY FOR FURTHER SCIENTIFIC RESEARCH USE ONLY (RUO). MUST NOT TO BE USED IN DIAGNOSTIC OR THERAPEUTIC APPLICATIONS.



Cytokeratin 9 antibody immunohistochemistry mouse skin STJA0035176



Cytokeratin 9 antibody western blot mouse brain STJA0035176



Cytokeratin 9 antibody western blot C6 Ramos STJA0035176