

Anti-Phospho-TAOK1/2/3-Ser181/Ser181/Ser177 antibody [R04-3I5] (STJA0035100)

GENERAL INFORMATION

Product Type	Primary antibodies
Applications	WB/IHC-P
Host / Source	Rabbit
Reactivity	Human/Mouse/Rat

PRODUCT PROPERTIES

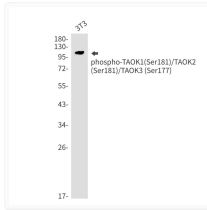
Clonality	Monoclonal
Concentration	0.3 mg/mL
Conjugation	Unconjugated
Purification	Affinity Purified
Dilution Range	WB 1:500-1:1000 IHC 1:50-1:100
Formulation	50mM Tris-Glycine (pH 7.4) , 0.15M NaCl, 40% Glycerol, 0.01% Sodium azide and 0.05% BSA
Isotype	IgG
Storage Instruction	Store at 4°C short term. Aliquot and store at -20°C long term. Avoid freeze/thaw cycles.

TARGET INFORMATION

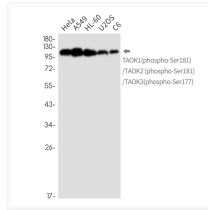
Gene ID
[57551](#)
[9344](#)
[51347](#)
[TAOK1](#)
[TAOK2](#)
[TAOK1_HUMAN](#)
[TAOK2_HUMAN](#)
[TAOK3_HUMAN](#)

ADDITIONAL INFORMATION

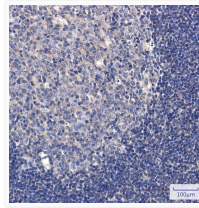
Note STRICTLY FOR FURTHER SCIENTIFIC RESEARCH USE ONLY (RUO). MUST NOT TO BE USED IN DIAGNOSTIC OR THERAPEUTIC APPLICATIONS.



Phospho-TAOK1/2/3 antibody western blot 3T3 lysates STJA0035100



TAOK1 TAOK2 TAOK3 phospho antibody western blot HeLa A549 STJA0035100



TAOK1 TAOK2 TAOK3 antibody immunohistochemistry human tonsil STJA0035100