

Anti-Acetyl-Histone H3-Lys27 antibody [R08-4A0] (STJA0035049)

GENERAL INFORMATION

Product Type	Primary antibodies
Applications	WB/IHC-F/IHC-P/ICC/IF/IP/ChIP
Host / Source	Rabbit
Reactivity	Human

PRODUCT PROPERTIES

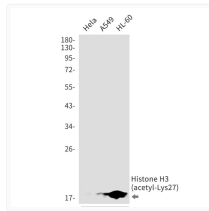
Clonality	Monoclonal
Concentration	0.3 mg/mL
Conjugation	Unconjugated
Purification	Affinity Purified
Dilution Range	WB 1:500-1:1000 IHC 1:50-1:100 IF 1:50-1:200 IP 1:20 ChIP 1:20
Formulation	50mM Tris-Glycine (pH 7.4) , 0.15M NaCl, 40% Glycerol, 0.01% Sodium azide and 0.05% BSA
Isotype	IgG
Storage Instruction	Store at 4°C short term. Aliquot and store at -20°C long term. Avoid freeze/thaw cycles.

TARGET INFORMATION

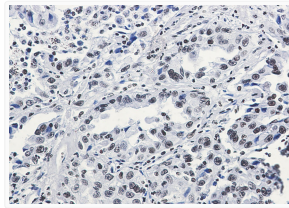
Gene ID	8350/8351/8352/8353/8354/8355/8356/8357/8358/8968
Gene Symbol	H3C1.H3C2.H3C3.H3C4.H3C6.H3C7.H3C8.H3C10.H3C11.H3C12
UniProt ID	H31_HUMAN

ADDITIONAL INFORMATION

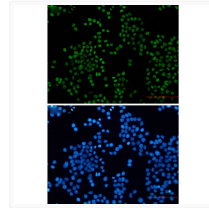
Note STRICTLY FOR FURTHER SCIENTIFIC RESEARCH USE ONLY (RUO). MUST NOT TO BE USED IN DIAGNOSTIC OR THERAPEUTIC APPLICATIONS.



Acetyl-Histone H3 Lys27 antibody western blot HeLa A549 HL-60 STJA0035049



Histone H3 acetylLys27 antibody immunohistochemistry human lung cancer STJA0035049



Histone H3 acetylLys27 antibody immunocytochemistry HeLa STJA0035049