

Anti-Thioredoxin Reductase 1 antibody [R01-8I4] (STJA0034967)

GENERAL INFORMATION

Product Type	Primary antibodies
Applications	WB/IHC-F/IHC-P/ICC/IF/IP
Host / Source	Rabbit
Reactivity	Human/Mouse

PRODUCT PROPERTIES

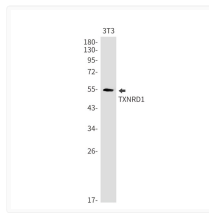
Clonality	Monoclonal
Concentration	0.3 mg/mL
Conjugation	Unconjugated
Purification	Affinity Purified
Dilution Range	WB 1:500-1:1000 IHC 1:50-1:100 IF 1:50-1:200 IP 1:20
Formulation	50mM Tris-Glycine (pH 7.4) , 0.15M NaCl, 40% Glycerol, 0.01% Sodium azide and 0.05% BSA
Isotype	IgG
Storage Instruction	Store at 4°C short term. Aliquot and store at -20°C long term. Avoid freeze/thaw cycles.

TARGET INFORMATION

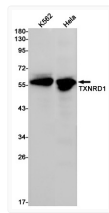
Gene ID	7296
Gene Symbol	TXNRD1
UniProt ID	TRXR1_HUMAN

ADDITIONAL INFORMATION

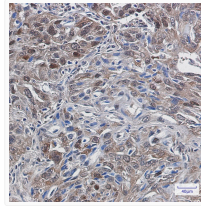
Note STRICTLY FOR FURTHER SCIENTIFIC RESEARCH USE ONLY (RUO). MUST NOT TO BE USED IN DIAGNOSTIC OR THERAPEUTIC APPLICATIONS.



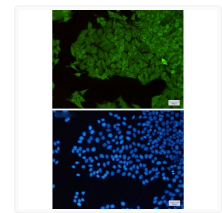
TXNRD1 antibody western blot 3T3 cells STJA0034967



TXNRD1 antibody western blot K562 HeLa STJA0034967



TXNRD1 antibody immunohistochemistry human lung cancer STJA0034967



TXNRD1 antibody immunocytochemistry HeLa cells STJA0034967