

Anti-RBBP4 antibody [R07-5D6] (STJA0034806)

GENERAL INFORMATION

Product Type	Primary antibodies
Applications	WB/IHC-F/IHC-P/ICC/IF/IP
Host / Source	Rabbit
Reactivity	Human/Mouse/Rat/Hamster

PRODUCT PROPERTIES

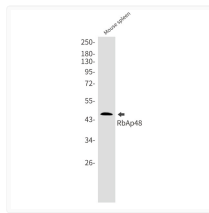
Clonality	Monoclonal
Concentration	0.3 mg/mL
Conjugation	Unconjugated
Purification	Affinity Purified
Dilution Range	WB 1:500-1:1000 IHC 1:50-1:100 IF 1:50-1:200 IP 1:20
Formulation	50mM Tris-Glycine (pH 7.4) , 0.15M NaCl, 40% Glycerol, 0.01% Sodium azide and 0.05% BSA
Isotype	IgG
Storage Instruction	Store at 4°C short term. Aliquot and store at -20°C long term. Avoid freeze/thaw cycles.

TARGET INFORMATION

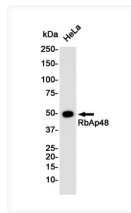
Gene ID	5928
Gene Symbol	RBBP4
UniProt ID	RBBP4_HUMAN

ADDITIONAL INFORMATION

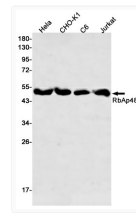
Note STRICTLY FOR FURTHER SCIENTIFIC RESEARCH USE ONLY (RUO). MUST NOT TO BE USED IN DIAGNOSTIC OR THERAPEUTIC APPLICATIONS.



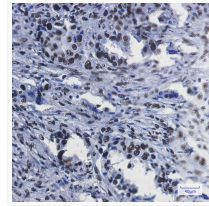
RBBP4 antibody western blot mouse spleen lysates STJA0034806



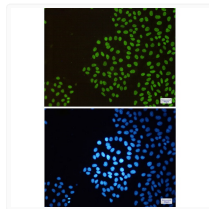
RbAp48 antibody western blot HeLa lysates STJA0034806



RbAp48 antibody western blot HeLa CHO-K1 C6 Jurkat STJA0034806



RbAp48 antibody immunohistochemistry human lung cancer STJA0034806



RbAp48 antibody immunocytochemistry HeLa cells STJA0034806