

Anti-Prion Protein antibody [R03-2E2] (STJA0034754)

GENERAL INFORMATION

Product Type	Primary antibodies
Applications	WB/IHC-P
Host / Source	Rabbit
Reactivity	Human/Mouse/Rat

PRODUCT PROPERTIES

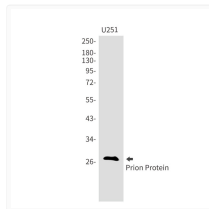
Clonality	Monoclonal
Concentration	0.3 mg/mL
Conjugation	Unconjugated
Purification	Affinity Purified
Dilution Range	WB 1:500-1:1000 IHC 1:50-1:100
Formulation	50mM Tris-Glycine (pH 7.4) , 0.15M NaCl, 40% Glycerol, 0.01% Sodium azide and 0.05% BSA
Isotype	IgG
Storage Instruction	Store at 4°C short term. Aliquot and store at -20°C long term. Avoid freeze/thaw cycles.

TARGET INFORMATION

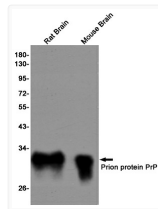
Gene ID	5621
Gene Symbol	PRNP
UniProt ID	PRIO_HUMAN

ADDITIONAL INFORMATION

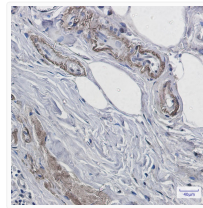
Note STRICTLY FOR FURTHER SCIENTIFIC RESEARCH USE ONLY (RUO). MUST NOT TO BE USED IN DIAGNOSTIC OR THERAPEUTIC APPLICATIONS.



Prion Protein antibody western blot U251 cells STJA0034754



Prion protein antibody western blot rat mouse brain STJA0034754



Prion Protein antibody immunohistochemistry human breast cancer STJA0034754