

Anti-PGK1 antibody [R04-9H9] (STJA0034715)

GENERAL INFORMATION

Product Type	Primary antibodies
Applications	WB/ICC/IF
Host / Source	Rabbit
Reactivity	Human/Mouse/Rat

PRODUCT PROPERTIES


Clonality	Monoclonal
Concentration	0.3 mg/mL
Conjugation	Unconjugated
Purification	Affinity Purified
Dilution Range	WB 1:500-1:1000 IF 1:50-1:200
Formulation	50mM Tris-Glycine (pH 7.4) , 0.15M NaCl, 40% Glycerol, 0.01% Sodium azide and 0.05% BSA
Isotype	IgG
Storage Instruction	Store at 4°C short term. Aliquot and store at -20°C long term. Avoid freeze/thaw cycles.

TARGET INFORMATION

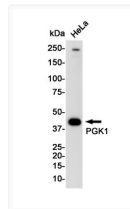
Gene ID	5230
Gene Symbol	PGK1
UniProt ID	PGK1_HUMAN

ADDITIONAL INFORMATION

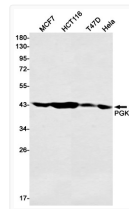
Note STRICTLY FOR FURTHER SCIENTIFIC RESEARCH USE ONLY (RUO). MUST NOT TO BE USED IN DIAGNOSTIC OR THERAPEUTIC APPLICATIONS.



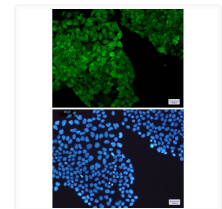
PGK1 antibody western blot C6 Raw2647 PC-12 3T3 STJA0034715



PGK1 antibody western blot HeLa lysates STJA0034715



PGK1 antibody western blot MCF-7 HCT116 T47D HeLa STJA0034715



PGK1 antibody immunocytochemistry HeLa cells STJA0034715