

## Anti-NEK9 antibody [R03-1F1] (STJA0034627)

### GENERAL INFORMATION

Product Type	Primary antibodies
Applications	WB/IHC-F/IHC-P/ICC/IF
Host / Source	Rabbit
Reactivity	Human/Rat

### PRODUCT PROPERTIES

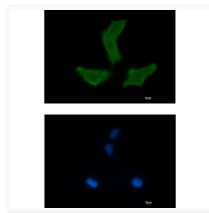
Clonality	Monoclonal
Concentration	0.3 mg/mL
Conjugation	Unconjugated
Purification	Affinity Purified
Dilution Range	WB 1:500-1:1000 IHC 1:50-1:100 IF 1:50-1:200
Formulation	50mM Tris-Glycine (pH 7.4) , 0.15M NaCl, 40% Glycerol, 0.01% Sodium azide and 0.05% BSA
Isotype	IgG
Storage Instruction	Store at 4°C short term. Aliquot and store at -20°C long term. Avoid freeze/thaw cycles.

### TARGET INFORMATION

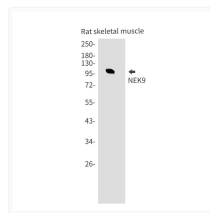
Gene ID	<a href="#">91754</a>
Gene Symbol	<a href="#">NEK9</a>
UniProt ID	<a href="#">NEK9_HUMAN</a>

### ADDITIONAL INFORMATION


Note STRICTLY FOR FURTHER SCIENTIFIC RESEARCH USE ONLY (RUO). MUST NOT TO BE USED IN DIAGNOSTIC OR THERAPEUTIC APPLICATIONS.



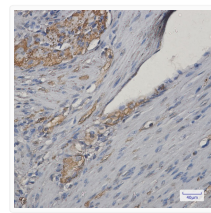
NEK9 antibody immunocytochemistry HT-1080 cells STJA0034627



NEK9 antibody western blot rat skeletal muscle STJA0034627



NEK9 antibody western blot HeLa lysates STJA0034627



NEK9 antibody immunohistochemistry human colon cancer STJA0034627