

Anti-Hsc70 antibody [R07-1B7] (STJA0034437)

GENERAL INFORMATION

Product Type	Primary antibodies
Applications	WB/IHC-P/IP
Host / Source	Rabbit
Reactivity	Human/Mouse/Rat/Hamster

PRODUCT PROPERTIES

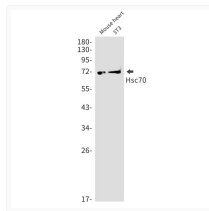
Clonality	Monoclonal
Concentration	0.3 mg/mL
Conjugation	Unconjugated
Purification	Affinity Purified
Dilution Range	WB 1:500-1:1000 IHC 1:50-1:100 IP 1:20
Formulation	50mM Tris-Glycine (pH 7.4) , 0.15M NaCl, 40% Glycerol, 0.01% Sodium azide and 0.05% BSA
Isotype	IgG
Storage Instruction	Store at 4°C short term. Aliquot and store at -20°C long term. Avoid freeze/thaw cycles.

TARGET INFORMATION


Gene ID	3312
Gene Symbol	HSPA8
UniProt ID	HSP7C_HUMAN

ADDITIONAL INFORMATION

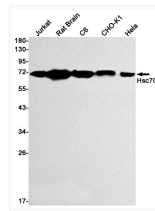
Note STRICTLY FOR FURTHER SCIENTIFIC RESEARCH USE ONLY (RUO). MUST NOT TO BE USED IN DIAGNOSTIC OR THERAPEUTIC APPLICATIONS.



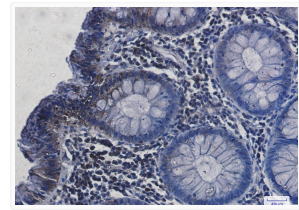
Hsc70 antibody western blot mouse heart 3T3 lysates
STJA0034437



Hsc70 antibody western blot HeLa lysates
STJA0034437



Hsc70 antibody western blot Jurkat rat brain C6
STJA0034437



Hsc70 antibody immunohistochemistry human colon cancer
STJA0034437