

## Anti-GAPDH antibody [R03-5G5] (STJA0034348)

### GENERAL INFORMATION

Product Type	Primary antibodies
Applications	WB/IHC-F/IHC-P/ICC/IF/IP
Host / Source	Rabbit
Reactivity	Human/Mouse/Rat

### PRODUCT PROPERTIES

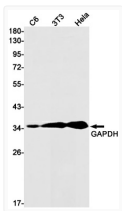
Clonality	Monoclonal
Concentration	0.3 mg/mL
Conjugation	Unconjugated
Purification	Affinity Purified
Dilution Range	WB 1:2000 IHC 1:200 ICC:IF 1:100 IP 1:20
Formulation	50mM Tris-Glycine (pH 7.4) , 0.15M NaCl, 40% Glycerol, 0.01% Sodium azide and 0.05% BSA
Isotype	IgG
Storage Instruction	Store at 4°C short term. Aliquot and store at -20°C long term. Avoid freeze/thaw cycles.

### TARGET INFORMATION

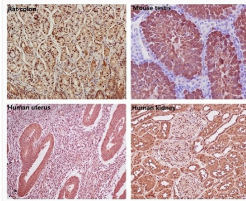
Gene ID	<a href="#">14433</a>
Gene Symbol	<a href="#">Gapdh</a>
UniProt ID	<a href="#">G3P_MOUSE</a>

### ADDITIONAL INFORMATION

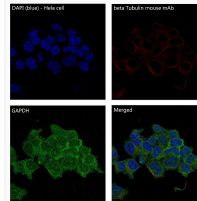
Note STRICTLY FOR FURTHER SCIENTIFIC RESEARCH USE ONLY (RUO). MUST NOT TO BE USED IN DIAGNOSTIC OR THERAPEUTIC APPLICATIONS.



GAPDH antibody western blot C6 3T3 HeLa  
STJA0034348



GAPDH antibody immunohistochemistry  
mouse human tissue STJA0034348



GAPDH antibody immunofluorescence HeLa cells  
STJA0034348