

Anti-Galectin 3 antibody [R01-5E1] (STJA0034345)

GENERAL INFORMATION

| | |
|---------------|--------------------------|
| Product Type | Primary antibodies |
| Applications | WB/IHC-F/IHC-P/ICC/IF/IP |
| Host / Source | Rabbit |
| Reactivity | Human |

PRODUCT PROPERTIES

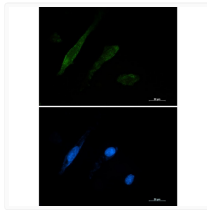
| | |
|---------------------|--|
| Clonality | Monoclonal |
| Concentration | 0.3 mg/mL |
| Conjugation | Unconjugated |
| Purification | Affinity Purified |
| Dilution Range | WB 1:500-1:1000 IHC 1:50-1:100 IF 1:50-1:200 IP 1:20 |
| Formulation | 50mM Tris-Glycine (pH 7.4) , 0.15M NaCl, 40% Glycerol, 0.01% Sodium azide and 0.05% BSA |
| Isotype | IgG |
| Storage Instruction | Store at 4°C short term. Aliquot and store at -20°C long term. Avoid freeze/thaw cycles. |

TARGET INFORMATION

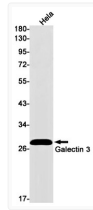
| | |
|-------------|----------------------------|
| Gene ID | 3958 |
| Gene Symbol | LGALS3 |
| UniProt ID | LEG3_HUMAN |

ADDITIONAL INFORMATION

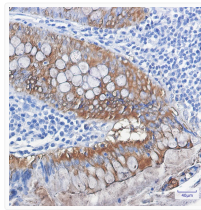
Note STRICTLY FOR FURTHER SCIENTIFIC RESEARCH USE ONLY (RUO). MUST NOT TO BE USED IN DIAGNOSTIC OR THERAPEUTIC APPLICATIONS.



Galectin 3 antibody immunocytochemistry U87-MG STJA0034345



Galectin 3 antibody western blot HeLa lysates STJA0034345



Galectin 3 antibody immunohistochemistry human colon cancer STJA0034345