

Anti-FAK antibody [R06-6B6] (STJA0034302)

GENERAL INFORMATION

Product Type	Primary antibodies
Applications	WB/IHC-F/IHC-P/ICC/IF/IP
Host / Source	Rabbit
Reactivity	Human/Mouse/Rat

PRODUCT PROPERTIES

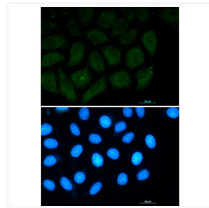
Clonality	Monoclonal
Concentration	0.3 mg/mL
Conjugation	Unconjugated
Purification	Affinity Purified
Dilution Range	WB 1:500-1:1000 IHC 1:50-1:100 IF 1:50-1:200 IP 1:20
Formulation	50mM Tris-Glycine (pH 7.4) , 0.15M NaCl, 40% Glycerol, 0.01% Sodium azide and 0.05% BSA
Isotype	IgG
Storage Instruction	Store at 4°C short term. Aliquot and store at -20°C long term. Avoid freeze/thaw cycles.

TARGET INFORMATION

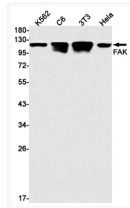
Gene ID	5747
Gene Symbol	PTK2
UniProt ID	FAK1_HUMAN

ADDITIONAL INFORMATION

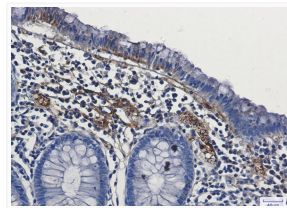
Note STRICTLY FOR FURTHER SCIENTIFIC RESEARCH USE ONLY (RUO). MUST NOT TO BE USED IN DIAGNOSTIC OR THERAPEUTIC APPLICATIONS.



FAK antibody immunocytochemistry A549 cells STJA0034302



FAK antibody western blot K562 C6 3T3 HeLa STJA0034302



FAK antibody immunohistochemistry human colon cancer tissue STJA0034302