

## Anti-Cytochrome P450 17A1 antibody [R08-2J5] (STJA0034224)

### GENERAL INFORMATION

Product Type	Primary antibodies
Applications	WB/IHC-F/IHC-P/ICC/IF/IP
Host / Source	Rabbit
Reactivity	Human/Mouse/Rat

### PRODUCT PROPERTIES

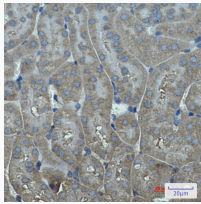
Clonality	Monoclonal
Concentration	0.3 mg/mL
Conjugation	Unconjugated
Purification	Affinity Purified
Dilution Range	WB 1:500-1:1000 IHC 1:50-1:100 IF 1:50-1:200 IP 1:20
Formulation	50mM Tris-Glycine (pH 7.4) , 0.15M NaCl, 40% Glycerol, 0.01% Sodium azide and 0.05% BSA
Isotype	IgG
Storage Instruction	Store at 4°C short term. Aliquot and store at -20°C long term. Avoid freeze/thaw cycles.

### TARGET INFORMATION


Gene ID	<a href="#">1586</a>
Gene Symbol	<a href="#">CYP17A1</a>
UniProt ID	<a href="#">CP17A_HUMAN</a>

### ADDITIONAL INFORMATION

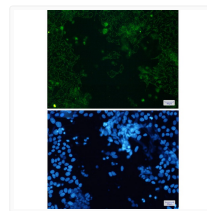
Note STRICTLY FOR FURTHER SCIENTIFIC RESEARCH USE ONLY (RUO). MUST NOT TO BE USED IN DIAGNOSTIC OR THERAPEUTIC APPLICATIONS.



Cytochrome P450 17A1 antibody mouse immunohistochemistry STJA0034224



Cytochrome P450 17A1/CYP17A1 antibody western blot K562 C6 3T3 STJA0034224



Cytochrome P450 17A1 antibody immunocytochemistry HeLa cells STJA0034224